

Cyflwynwyd yr ymateb i ymgynghoriad y [Pwyllgor Iechyd a Gofal Cymdeithasol](#) ar [dyfodol ymarfer cyffredinol yng Nghymru](#)

This response was submitted to the [Health and Social Care Committee](#) consultation on [the future of general practice in Wales](#)

GP18 : Ymateb gan: | Response from: Dr Matthew Jones

---



A review of the Carr-Hill Formula in Wales

Dr. Matthew Jones

GP Partner in St Isan Road GP Surgery

## Contents

What is the Carr Hill Formula?

How is it calculated?

Is the Carr Hill Formula valid for use, specifically in Wales?

What funding differences have been created by the Carr-Hill Formula?

How do Health Boards in Wales compare in funding?

How resource allocation between GP practices has changed over time.

How does this correlate with appointment data?

Normalisation at a national level – deliberate historic underfunding of primary care in Wales.

The necessary steps to ensure safe and fair funding in primary care.

Summary Page

Appendix A – List of every Carr-Hill in Wales and the Net Effect (£)

## What is the Carr-Hill Formula?

The majority of funding a GP Surgery receives is through the Global Sum. The Global Sum Allocation Formula (Carr-Hill) will provide a payment per “weighted patient” that is registered at a GP Practice. This represents the core funding, designed to provide enough resources to deliver GMS Services.

The Carr-Hill Formula is an attempt to fairly allocate resources across Primary Care based on GP Practice workload and unavoidable expenses. An average GP practice with an average workload should be allocated a Carr-Hill of 1.0.

It uses 6 different indices to determine the “weighting” of a GP practice.

1. Age and Sex
2. Practice Additional Needs Index
3. Rurality
4. Nursing Home Index
5. New Patient Registration
6. Market Forces

The raw patient list size (total number of patients registered at the GP Practice) is then multiplied by the Carr-Hill Formula to give a weighted patient list size.

For example, a 10,000 patient GP practice with a Carr Hill of 1.0 will get funded as if it has 10,000 patients. If a GP Practice has a Carr Hill of 1.2, it will get funded as if it has 12,000 patients. If a GP Practice has a Carr Hill of 0.8, it will get funded as if it has 8000 patients.

The multiplier effect of the Carr-Hill Formula is extremely powerful and will have a significant impact on the funding a GP Practice receives.

The relevance of the Carr-Hill Formula has increased in recent years. This is for several reasons.

1. MPIG (Minimum Practice Income Guarantee) was phased out over a 7 year period between 2014/15 and 2021/22. MPIG was introduced in 2004 within one week of the new GMS contract to compensate GP surgeries who had lost out on significant funding compared to the previous pre-2004 “Red Book” formula. MPIG was designed to be implemented “in perpetuity” until no longer needed. The agreed withdrawal was meant to trigger a re-evaluation of the Carr-Hill formula.
2. £9 million of QAIF (Quality Improvement Framework) was recycled into the Global Sum in 2022/23. QAIF was a large payment to GP surgeries based on their performance across several domains. This payment was based on achievement of these targets and not based on the Carr-Hill formula.
3. The Global Sum Allocation has risen rapidly in the last few years from £93.82 in 2020/21 to £132.00 in 2024/25. This has led to a rapidly widening gap in funding between the *High Carr-Hill GP Practices* and the *Low Carr-Hill GP Practices*.

## How is it calculated?

Each of the 6 indices can be broken down into individual components. For each GP population they will receive a score of each of the component with 1.0 representing the average.

### Age and Sex

Patients in different age brackets and of different sexes attract different funding. For example, an 85-year-old man on a GP practice list will earn 6.27x more funding than a 14-year-old boy would.

	0-4	5-14	15-44	45-64	65-74	75-84	85+
Male	3.97	1	1.02	2.15	4.19	5.81	6.27
Female	3.64	1.04	2.19	3.36	4.9	6.56	6.72

### Practice Additional Needs Index (PANI)

This factor represents the additional needs of the population. It encompasses both long term disability and mortality. It was constructed using data from 1998-2001 and designates each electoral ward a value. Depending on which electoral ward a patient lives, a different value will be assigned to them.



The above picture shows the electoral map of Wales.

It is important to note that the PANI has never undergone reassessment. To clarify, the same patient residing at a different address is evaluated differently based on data collected between 1998-2001. I think it would be reasonable to conclude that given the PANI is now 27 years old it does not accurately reflect the current population. A request for the release of the historic electoral ward PANI allocations under the Freedom of Information Act was denied by NHS England, as it was deemed **too commercially sensitive** to disclose.

A significant problem occurs when an electoral ward is large enough to contain heterogeneous populations or there has been a significant shift in demographics in the last 27 years. For example, in Cardiff, the Heath Park Campus in UHW used to contain accommodation for thousands of students in 1998. These buildings have now been redeployed for clinical use. However, as the PANI is fixed from 27 years ago – patients living in this electoral ward are classified as extremely healthy and young – which is a misrepresentation.

For context, Whitchurch Road Surgery has a significant student population. Based in the Gabalfa Electoral Ward, North Cardiff. It looks after thousands of students from Talybont, the massive student complex on North Road. It has an Age/Sex rating of 0.88. The PANI is 0.93. *(It is important to note that Whitchurch Road GP Surgery is also incredibly underfunded, has a Carr-Hill of 0.74 and is only being used as an example to highlight the inconsistency of the Carr-Hill formula).*

St Isan Road GP Surgery – has an Age/Sex rating of 1.08 suggesting that it caters for a significantly older population than the average in Cardiff & Vale. However, the PANI is 0.84. The Carr-Hill Formula suggests that the residents of Lakeside Nursing Home have less additional medical needs than the students in Talybont South.

More concerning, Llanishen Court – has an Age/Sex rating of 1.15 – one of the most elderly populations, not just in Cardiff but the whole of Wales. And yet, the PANI is 0.86. This is nonsensical.

## **Rurality**

This factor looks at the distance and spread of patients away from a GP Practice. The decision to include this as a positive funding factor was based on GP Partner expenses to the Inland Revenue (now HMRC) between 1998-2001 of a selection of GP Partners in England.

Whilst it is difficult to quantify the exact funding differences created as a consequence of rurality, there is an online article from Management In Practice that suggests that a GP Practice will receive 10% more funding if their patients live on average 8 miles away from the surgery as opposed to 1 mile away from the GP Surgery. 10% of the Global Sum for an average 10,000 patient practice is an additional £130,000/year.

It was controversial to include rurality as a positive funding factor. The reason for this is the concept of “distance decay.” Patients who live very proximal to their GP Surgery will consult at a much higher rate than patients who live far away. To put it simply, you are more likely to consult your GP if you live 15 metres down the road, rather than 15 miles away.

Another major point is that the majority of deprived areas in Wales are in urban areas. By supporting additional fundings or rural areas, it is inevitable that this will negatively impact deprived areas.

Deprived Quintile	Rural (%)	Urban (%)
1 (most deprived)	6.6	93.4
2	16.7	83.3
3	14.9	85.1
4	50.7	29.3
5 (least deprived)	72.0	28.0

This table was obtained from the Welsh Government Statistics Department and shows that 93.4% of the least deprived areas in Wales are classified as Urban.

### **Nursing Home Index**

A patient who is registered as living in a Nursing Home is given a 1.4x funding supplement.

### **New patient registration**

A patient who is new to the patient is given a 1.4x funding supplement in the first 12 months.

### **Market Forces Factor**

This is used to give certain population, including London, increased funding. I am not aware of the significance of the Market Forces Factors in Wales.

## Is the Carr-Hill Formula valid for use, specifically in Wales?

The Carr-Hill Formula was developed by integrating data from both England and Wales. The formula applied in both nations is identical; however, some differences between the two countries have been overlooked.

England has approximately 6,600 GP surgeries with 62 million patients registered at these facilities. In comparison, Wales has around 384 GP surgeries (as of January 2023) and serves 3.2 million patients. The Carr-Hill formula's primary purpose is to compare different populations to determine the workload level for GP surgeries.

In England, due to the larger number of data sets available, the formula achieves a higher degree of accuracy. Conversely, in Wales, because there are relatively fewer GP practices, there is a risk that very similar GP surgeries may receive significantly different levels of funding.

Wales is not just little England	
1. Cardiff 348,535	1. London 8,776,535
2. Swansea 170,085	2. Birmingham 1,121,375
3. Newport 130,890	3. Leeds 536,321
4. Barry 56,605	4. Liverpool 506,552
5. Bridgend 51,760	5. Sheffield 500,552
6. Cwmbran 47,090	6. Manchester 470,411
7. Wrexham 44,785	7. Bristol 425,232
8. Llanelli 42,155	8. Leicester 406,588
9. Neath 40,740	9. Coventry 344,322
10. Merthyr Tydfil 39,535	10. Bradford 333,931

The Carr-Hill formula financially rewards rural GP practices. However, since Wales has a population density four times lower than that of England, this formula inadvertently disadvantages GP practices in major urban areas of Wales. Unlike England, which has multiple large cities sharing this financial burden, Welsh urban practices are disproportionately affected.

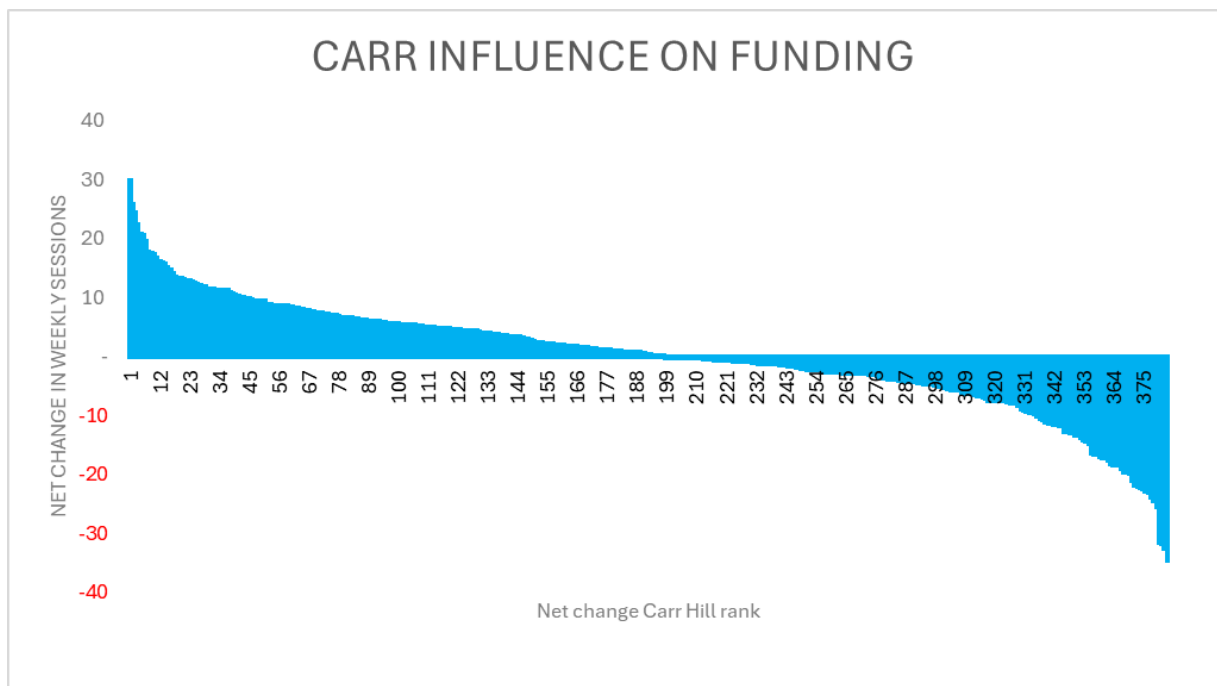
NHS Shared Services has confirmed that there has been no review of the Carr-Hill Formula in Wales since its implementation in 2004. Furthermore, I believe that modelling of the Carr-Hill Formula specifically for Wales has never been conducted.

The last review in England by NHS England in 2016 noted significant funding disparities between high and low Carr-Hill Practices. No changes followed this review. Notably, it used data from 2014/15 before MPIG was phased out, and "Wales" was mentioned only once in the 21-page report. ([england.nhs.uk/wp-content/uploads/2016/04/5-primary-care-allctins-16-17.pdf](http://england.nhs.uk/wp-content/uploads/2016/04/5-primary-care-allctins-16-17.pdf))

## What funding differences have been created by the Carr-Hill Formula?

The funding disparities generated by the Carr Hill Formula are detailed in Appendix 1. This list has never been published and was obtained by a Freedom Of Information Request to NHS Shared Services. These figures are based on the data from the fiscal year 23/24, which was the most recent information available at the time of my analysis. The net funding differences are calculated relative to a Carr Hill coefficient of 1.0. For instance, if Practice A receives £200,000 less funding than an "average" GP surgery (Carr-Hill Formula of 1.0) and Practice B receives £200,000 more funding than an "average" GP surgery, this results in a cumulative funding gap of £400,000 between the two practices.

The below table highlights how the funding differences is spread across Wales. The funding becomes significant for the top and bottom 50 GP practices in Wales. The Y axis shows the net change in weekly sessions each GP Surgery is afforded by the Carr-Hill Surgery. This ranges from -35 to +30.



The below table details the spread of extreme funding. There are 0 GP practices in Cardiff & Vale

Column1	Funding per Health Board 24/25	£130
<b>GP Practices gaining more than £100k</b>		
<b>GP Practices lose more than £100k</b>		
Aneurin Bevan	13	10
Betsi Cadwaladr	10	7
Swansea Bay	8	3
Cwm Taf	20	5
Hwyel Dda	15	2
Powys	2	0
Cardiff & Vale	0	32

TABLE 2

The differences in funding between GP practices are extraordinary. However, it is paramount to analyse whether these differences are explainable by differences in demographics. I have attempted to match 6 practices in Wales for Age, Sex and Deprivation.

### Example 1

W97053 St. Isan Road		Raw List Size 7562	Weighted List Size 6043
Age Range	Male		Female
0-4		199	172
5-14		475	400
15-44		1407	1400
45-64		1004	967
65-74		371	375
75-84		250	284
85+		96	162
Deprivation			1%

W92035 Newcastle Emlyn		Raw List Size 7252	Weighted List Size 8006
Age Range	Male		Female
0-4		184	178
5-14		415	354
15-44		1215	1193
45-64		975	1029
65-74		451	426
75-84		280	350
85+		85	117
Deprivation			0%

**W92035 (Newcastle Emlyn) will receive £255,190 more funding via the Global Sum per year compared to W97053 (St Isan Road). St. Isan Road GP Surgery has 310 more patients. Age, Sex and Deprivation are closely matched.**

## Example 2

W97013 Llanishen Court		Raw List Size 9795	Weighted List Size 8541
Age Range	Male	Female	
0-4	206	208	
5-14	550	529	
15-44	1710	1659	
45-64	1193	1324	
65-74	521	580	
75-84	393	506	
85+	147	269	
Deprivation			0%

W92023 Whitland		Raw List Size 7693	Weighted List Size 8687
Age Range	Male	Female	
0-4	162	158	
5-14	365	399	
15-44	1244	1131	
45-64	1049	1115	
65-74	521	557	
75-84	348	404	
85+	120	120	
Deprivation			0%

**W92023 (Whitland) will receive £18,980 more than W97013 (Llanishen) in 2024/25. Llanishen 2102 more patients registered at the surgery. These two surgeries are matched for Age, Sex and Deprivation.**

### Example 3

**W97015 North Cardiff  
Medical Centre**

**Raw List Size 14912**

**Weighted List Size 12592**

Age Range	Male	Female
0-4	302	260
5-14	891	877
15-44	2418	2584
45-64	2002	2053
65-74	866	917
75-84	565	688
85+	193	296
<b>Deprivation</b>		<b>0%</b>

**W92042 Haverfordwest**

**Raw List Size 15432**

**Weighted List Size 15593**

Age Range	Male	Female
0-4	385	344
5-14	940	897
15-44	2655	2557
45-64	2034	2000
65-74	892	954
75-84	602	700
85+	173	299
<b>Deprivation</b>		<b>6%</b>

**W92042 (Haverfordwest) will receive £390,130 more funding than W97015 (NCCMC). Haverfordwest has 520 more patients registered at the GP Practice. They are closely matched for Age, Sex and Deprivation.**

#### Example 4

W97021 Birchgrove		Raw List Size 10922	Weighted List Size 8623
Age Range	Male		Female
0-4		294	256
5-14		721	673
15-44		2021	1992
45-64		1401	1376
65-74		478	518
75-84		362	431
85+		144	255
Deprivation			0%

W95037 Tynycoed Surgery		Raw List Size 10944	Weighted List Size 11429
Age Range	Male		Female
0-4		326	255
5-14		659	595
15-44		2043	2072
45-64		1430	1482
65-74		484	546
75-84		357	423
85+		90	182
Deprivation			10%

W95037 (Tynycoed Surgery) his practice will receive **£364,780** more funding than W95037 (Birchgrove). These GP populations are matched for Age and Sex. W95037 has 10 % of patients live in a location that falls in the bottom 20% for deprivation in Wales.

### Example 5

<b>W97065 Pontprennae</b>		<b>Raw List Size 11667</b>	<b>Weighted List Size 8352</b>
Age Range	Male	Female	
<b>0-4</b>		377	367
<b>5-14</b>		963	869
<b>15-44</b>		2464	2662
<b>45-64</b>		1413	1396
<b>65-74</b>		314	396
<b>75-84</b>		158	179
<b>85+</b>		41	68
<b>Deprivation</b>			10%

<b>W98034 Gorseinon</b>		<b>Raw List Size 11573</b>	<b>Weighted List Size 11490</b>
Age Range	Male	Female	
<b>0-4</b>		296	257
<b>5-14</b>		718	701
<b>15-44</b>		2157	2103
<b>45-64</b>		1442	1428
<b>65-74</b>		585	645
<b>75-84</b>		403	525
<b>85+</b>		109	204
<b>Deprivation</b>			6%

**W98034 (Gorseinon) received £407,810 more than W97065 (Pontprennae). Pontprennae manages 94 more patients. They have been matched for deprivation. W98034 serves an older population.**

### Example 6

W97008 Llan Healthcare	Raw List Size 19237	Weighted List Size 17009
	Male	Female
0-4	499	517
5-14	1517	1410
15-44	3978	4141
45-64	2163	2162
65-74	763	789
75-84	419	506
85+	107	266
<b>Deprivation 56%</b>		

W95081 Cwm Rhymni	Raw List Size 18202	Weighted List Size 21893
	Male	Female
0-4	445	413
5-14	986	1006
15-44	3479	3346
45-64	2531	2373
65-74	921	985
75-84	600	709
85+	154	254
<b>Deprivation 64%</b>		

**W95081 (Cwm Rhymni) receives £634,884 more than W97008 (Llan Healthcare) in 2024/25. Llan has 1035 more patients registered at the GP Practice. They are closely matched for Age, Sex and Deprivation.**

I think the differences in funding are objectively impossible to justify in these examples.

## How do Health Boards in Wales compare in funding?

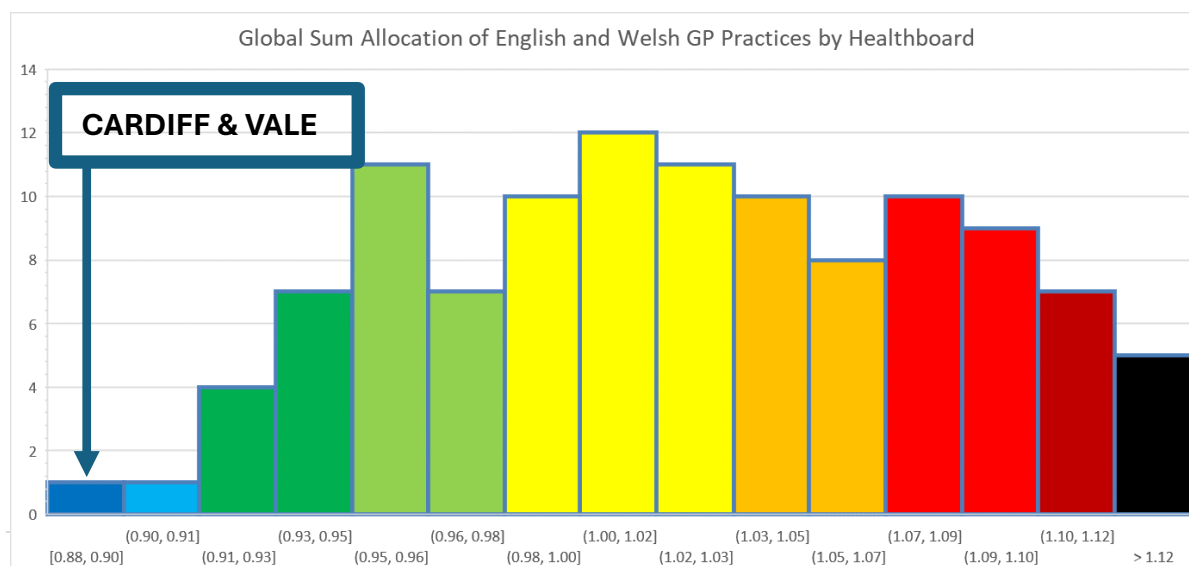
There are 7 Health Boards in Wales. The average Carr Hill of that each Health Board is shown below. This data was obtained from NHS Shared Services.

Health Board	Average Carr Hill Formula
NHS Powys	1.06
NHS Hywel Dda	1.06
NHS Cwm Taf	1.04
NHS Swansea Bay	1.02
NHS Betsi Cadwaladr	1.01
NHS Aneurin Bevan	1.00
NHS Cardiff & Vale	0.88

To provide a broader perspective, there are 42 Integrated Care Boards (ICBs) in England. Some of these boards are so large that they have been subdivided into smaller financial entities, totalling 107 in number. When combined with the 7 Welsh Health Boards, there are 114 distinct entities.

Ranking these entities based on their average Carr Hill scores reveals that the Cardiff & Vale Health Board is the lowest among them by a significant margin.

Due to “normalisation at a national level” – the process in which GP practices in Wales are only compared against those in Wales – they are not equivalent. However, as they share the Carr Hill Formula, provide the same service, and for most of the last 20 years had identical levels of funding – they are comparable.



The current population of Cardiff & Vale is approximately 540,000. The Carr Hill index stands at 0.88, indicating that the region only receives funding for 474,000 patients. Consequently, GP practices in Cardiff & Vale are underfunded by £8,424,000 compared to the allocation they would receive if the Carr Hill index were 1.00.

For a decision to defund a Health Board to such an extent, there should be compelling evidence supporting that this is the appropriate course of action.

The disparity in funding between Health Boards is so significant that comparing the total number of appointments per practice should no longer be a valid method for comparison. These substantial funding differences have rendered this metric both inequitable and inaccurate. For instance, if a GP practice were to receive an additional £300,000 per year, it would undoubtedly be able to offer more appointments.

When considering this line of enquiry regarding appointments, if the purpose of the Carr Hill Formula is to accurately predict workload, it would be expected that the total number of appointments per full-time equivalent (FTE) clinicians remains consistent throughout Wales. In this context, a "clinician" refers to a General Practitioner (GP), Nurse, or direct patient care (DPC) health worker, which may include roles such as Pharmacists or Advanced Nurse Practitioners.

<b>Health Board</b>	<b>Number of appointments per FTE GP + Nurse + DPC staff</b>
<b>NHS Powys</b>	3823
<b>NHS Hywel Dda</b>	5305
<b>NHS Cwm Taf</b>	5818
<b>NHS Swansea Bay</b>	5608
<b>NHS Betsi Cadwaladr</b>	4414
<b>NHS Aneurin Bevan</b>	5703
<b>NHS Cardiff &amp; Vale</b>	6299

These figures were obtained from Public Health Wales and are suggestive of an increased workload, specifically for GPs, Nurses and DPC staff in Cardiff & Vale Health Board.

## How resource allocation between GP practices has changed over time.

It is crucial to compare the allocation of resources between 2004 and 2024 to determine if it has remained consistent over the past 20 years. One method to understand funding differences is by assessing the number of additional GP sessions that could be financed. Typically, a General Practitioner (GP) will conduct 15 direct patient appointments per session. Additionally, they handle blood and radiology results, prescription reauthorisations, hospital documents, house visits, supervision of medical students or trainees, and patient email inquiries. (These tasks likely represent at least 5 more appointments and contribute to the hidden workload in primary care.) An extra GP session is highly valuable as it significantly enhances a surgery's capacity to manage during peak times.

**GP Session x2 is a full day**

MORNING CLINIC		ON CALL GP	
08:30		14:30	Held by CLB
08:40		14:40	Held by CLB
08:50	Held by CLB	14:50	Held by CLB
09:00	Held by CLB	15:00	Held by CLB
09:15	Held by CLB	15:10	Held by CLB
09:30	Held by CLB	15:20	Held by CLB
09:45	Held by CLB	15:30	Held by CLB
10:00	Held by CLB	15:40	Held by CLB
10:15	Held by CLB	15:50	Held by CLB
10:30	Held by CLB	16:00	Held by CLB
10:45	Held by CLB	16:10	Held by CLB
11:00	Held by CLB	16:20	Held by CLB
11:15	Held by CLB	16:30	
11:30	Held by CLB	16:45	
11:45	Held by CLB	17:00	
		17:15	
		17:30	

In 2004 the Global Sum Allocation was £54/patient. 10,000 patients is the size of an average GP practice in Wales and England. The difference in funding between a 0.8 Carr-Hill practice and a 1.2 Carr Hill practice can be calculated at £216,000.

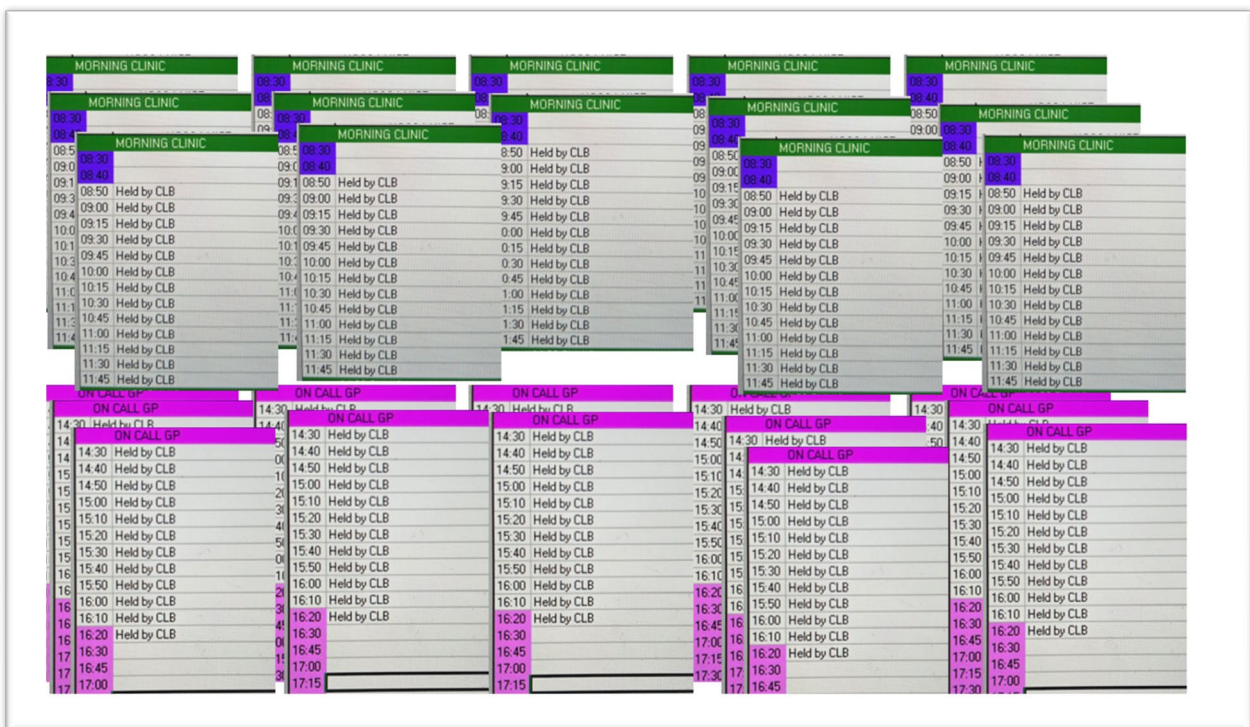
<h1>2004</h1>	
<ul style="list-style-type: none"> <li>• 0.8 GP PRACTICE <b>X</b></li> <li>• 10,000 patients</li> </ul>	<ul style="list-style-type: none"> <li>• 1.2 GP PRACTICE <b>Y</b></li> <li>• 10,000 patients</li> </ul>
<ul style="list-style-type: none"> <li>• Global Sum Allocation was £54/patient</li> </ul>	
<ul style="list-style-type: none"> <li>• Total £432,000</li> </ul>	<ul style="list-style-type: none"> <li>• Total £648,000</li> </ul>
<ul style="list-style-type: none"> <li>• Difference in funding £216,000</li> </ul>	

£216,000 in 2004 could be used to fund an additional 27 GP sessions per week. The £6400/session is the mid-point of the recommended BMA salary range for GPs in 2004/05.

## £216,000 funding difference

- In 2004 – average GP sessional rate was £6400/session
- With employer costs - £8000/session.
- Therefore in 2004 the difference in resources between these two surgeries was  $216,000 \div 8000 = 27$  sessions/week.

27 sessions a week can be visualised in the following diagram. This represents a monumental difference in workforce capacity.



If we compare the 2004 funding to the 2024 funding and make the assumption that nothing has changed then **the number of GP sessions between these 2 practices should be exactly the same**. There is no provision in the Carr-Hill Formula that states that the resource allocation should expand with time.

# 2024

- 0.8 GP PRACTICE X                      1.2 GP PRACTICE Y
- 10,000 patients                                      10,000 patients
  
- Global Sum Allocation is £130/patient
  
- Total £1040000                                      Total £1560000
  
- The practices are identical. No changes have occurred in 20 years.

However, as the Global Sum Allocation has risen, at a rate faster than GP salaries, the difference in funding between the 0.8 and a 1.2 Carr-Hill GP practice has now increased to 40 sessions.

## Funding difference is £520,000

- Mid range BMA salary is £10,500/session.
- With employer costs this is £13,000/session.
  
- The difference between these two practices is  $520,000 \div 13,000$ .
- This is now 40 sessions.

The image displays a detailed resource allocation chart. The top section, labeled 'MORNING CLINIC', consists of five columns of sessions. Each session is represented by a horizontal bar indicating its start and end times. The bottom section, labeled 'ON CALL GP', also consists of five columns, with each session represented by a horizontal bar. The chart shows a high density of sessions, with many overlapping or adjacent time slots. The time slots range from approximately 08:30 to 16:45. The sessions are held by various individuals, indicated by initials or names in small text within the bars.

The Carr-Hill Formula has increased the resource allocation between these 2 practices. Practice Y now has funding for an additional 13 GP sessions per week despite nothing changing. This is inexplicable and unjustified.

Remembering that the 2004 Carr Hill Formula was deemed so wildly inaccurate that MPIG was implemented within 1 week. The 2024 Carr Hill Formula is significantly more inequitable and has widened the funding gap further.

The recent decision to allocate 100% of the funding uplift into the Global Sum Allocation via the Carr Hill Formula appears to lack a rational basis, unless there exists unpublished, compelling evidence indicating that the resource allocation in 2004 between low and high Carr-Hill practices was inadequate.

## How does this correlate with appointment data?

### Case Study – St Isan Road Surgery

St. Isan Road GP Surgery was chosen as I have access to the appointment data for my surgery. Appointment data for all Welsh GP Practices is held by the GPC Wales.

Located in North Cardiff, St. Isan Road has been allocated a Carr Hill Formula of 0.79. This represents one of the lowest funded practices in Wales. In fact, 9 of the bottom 20 funded GP practices are in North Cardiff. St. Isan Road Surgery caters for a population that is older than average for Cardiff & Vale Health Board. In 2023/24, St. Isan Road GP Surgery had a raw patient population of 7517. The funding given to St Isan Road GP Surgery is £205,214 less than an “average” surgery would be awarded. ( $£130 \times 7517 - £130 \times 7517 \times 0.79$ ).

According to the Carr Hill formula – this should translate into a much lower workload than an average practice. However, the data does not support this.

### Appointment data per month for St. Isan Road GP Surgery

April 2023 – 2971

May 2023 – 3437

June 2023 – 3419

July 2023 – 3341

August 2023 – 3346

September 2023 – 3628

October 2023 – 4222

November 2023 – 3773

December 2023 – 3062

January 2024 – 3582

February 2024 - 3391

March 2024- 3391

In 2023/24 – St Isan Road provided 41,556 appointments to their patients. This represents 5.5 appointments per patient. The average number of appointments per patient in Wales is 5.7. To put this into context – the 5.5 appointments per patient was more appointments per patient than the average of the following clusters: North Ceredigion, Monmouthshire South, North East Flintshire, Bridgend East, Torfaen North, Neath, Conwy West, South Wrexham, Afan, Rhondda South, North Pembrokeshire, Arfon, Cwm-tawe, North and West Wrexham, Cardiff North, North West Flintshire, Merthyr South, South Flintshire, Newport East, City Health, Eastern Vale, Cardiff South East, Bay Health, City and Cardiff South and Central Wrexham (*Range from 3.3-5.5*).

The appointment data was gathered from StatsWales.

<https://statswales.gov.wales/Catalogue/Health-and-Social-Care/General-Medical-Services/general-practice-activity/estimatednumberofappointments-by-appointmentstatus-area-month>)

It is highly likely that if St. Isan Road GP Surgery was provided average funding (Carr Hill of 1.0) – then the appointments per patient would rise significantly higher than the average for Wales.

The Carr-Hill formula assigned to St. Isan Road Surgery lacks clear justification, suggesting that staff are working beyond safe limits, which may lead to clinical mistakes and staff burnout.

## Normalisation at a national level – deliberate historic underfunding of primary care in Wales.

As stated previously the data collected for the Carr-Hill formula was gathered between 1998-2001 using information from both England and Wales. However, normalisation at a national level occurred prior to implementation. This is the process where Welsh GP Practices are compared only against Welsh GP Practices and English GP Practices only compared against England GP Practices.

I have confirmation from both NHS England and NHS Shared Services in Wales that both the respective Carr-Hill Formulas of all practices in both nations is 1.000.

However, Wales is not “Little England”. Looking at the below table is it inconceivable that the original Carr-Hill formula of Wales was not significantly higher in Wales than in England.

### WALES IS NOT LITTLE ENGLAND

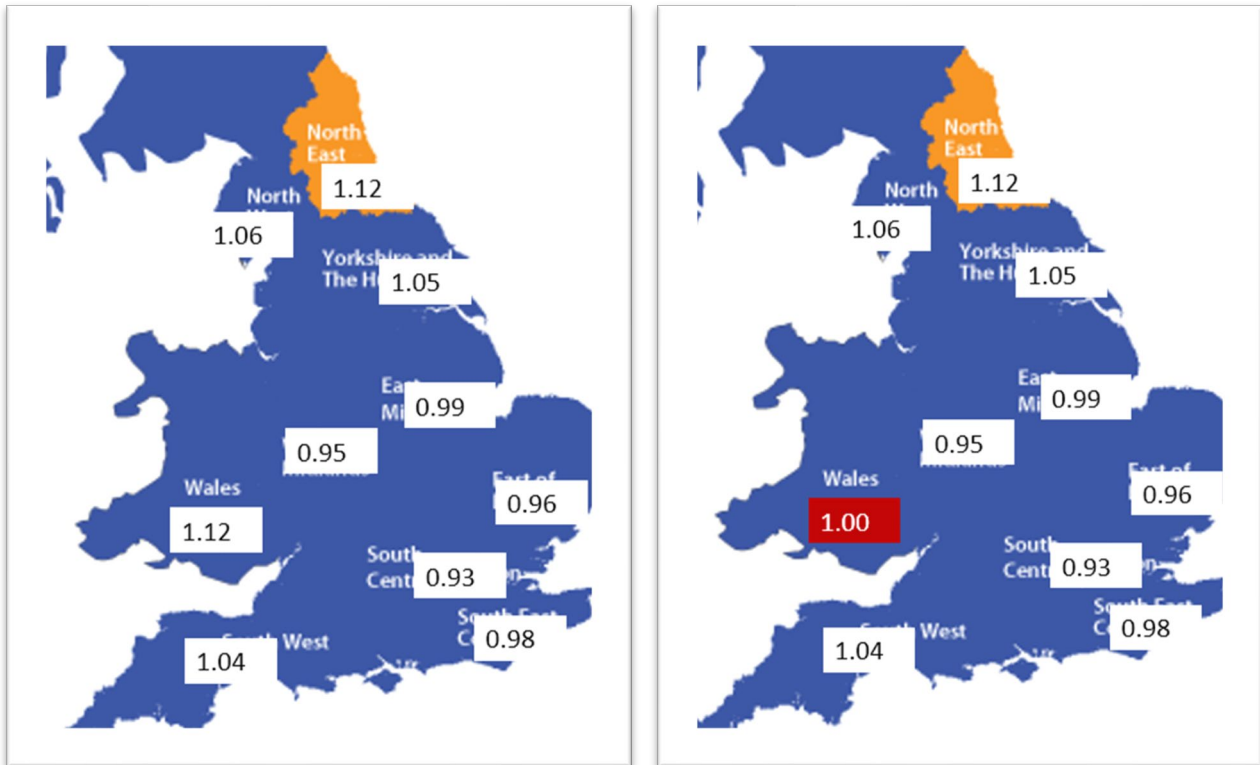
---

- Wales is older on average. (42 Vs 40)
- Wales is much more rural. ( 150/km2 Vs 434/km2)
- Wales has a lower life expectancy.
- Wales has a higher proportion of patients over 65.
- Wales has a higher standardised mortality ratio.
- Wales has a higher % of people with a limiting long-standing illness or disability.

---

In the paper Primary Care Capitation Payments in the UK (2010), the Authors estimate that the original Carr-Hill Formula of Wales was 10.8-12.2% higher than in England.

To try to think about this in a more simplistic way. Imagine that the original data looked something like this map below.



Following the data collection, it was determined that the process of normalisation should occur at a national level. The Carr-Hill formula average for Wales was adjusted to 1.0. Despite both the Global Sum Allocation (£54 per patient in 2004) and the initial contract being identical in both countries, the additional funding for high mortality, morbidity, age, and rurality factors was eliminated. Consequently, General Practitioners (GPs) in Wales faced the decision of either working 12% harder than their counterparts in England or accepting 12% less remuneration. To their significant credit, GP Partners in Wales have consistently opted to accept lower pay compared to their English counterparts.

## The necessary steps to ensure safe and fair funding in primary care.

It is illogical, unsafe, and inequitable to continue increasing the disparity between the highest and lowest funded GP Practices without substantial evidence to support this decision. Reason dictates that if the Carr-Hill funding mechanism was ineffective in 2004, necessitating the immediate implementation of MPIG, then it is unreasonable to expect it to function adequately in 2025, with the Global Sum Allocation being 240% larger, unless modifications are made to the underlying calculations.

The disparities in funding between practices serving similar populations are substantial and fail to account for the significant fixed costs that every GP practice incurs, including insurance, building maintenance, utilities, medication dispensing, cleaning, and accounting.

It is essential to communicate to the Welsh Assembly Government and GPC Wales that a funding mechanism utilizing a multiplier of less than 1.0 will result in a chaotic and unsafe situation. This approach appears to be the sole method for reimbursing staff pay rises and other inflationary costs. The Carr-Hill Losers will inevitably encounter grave difficulties despite their efforts. GPC England are acutely aware of this and have agreed to commence negotiations with a new contract, thereby eliminating the now toxic Carr-Hill Formula. The following actions are recommended:

### Immediate Actions:

- Announce a review of the impact of the Carr-Hill formula in Wales, to be completed within 12 months.
- Future uplifts should be based on raw list size until the review is completed. (There is no evidence to suggest that increasing the funding difference is either safe or justifiable. The 1998-2001 data cannot be relied upon and the resource allocation between GP Practices is already larger than intended.)
- *A more significant action could be undertaken, such as the immediate reapplication of Welsh MPIG until a review has taken place. Although this would come at considerable cost, it would rectify some of the damage caused. However, even this should be considered a short-term solution.*

### Medium Term Actions:

- Develop a Wales-specific funding formula within the next 3 years. This new funding formula should be transparent, fair, and understandable to GP Partners, the Welsh Assembly Government, NHS Wales, and the public.
- Consider an independent panel responsible for overseeing the distribution of funding as an alternative to a capitation formula. This panel could review the process every 3-5 years. (Given that there are only 370 GP Practices in Wales and 3.2 million patients, it is feasible to implement a more individualized approach compared to England, which has 62 million patients and over 6500 GP surgeries.)

### Long Term Actions:

1. The importance of reviewing evidence and designating accountability to a team within the Welsh Assembly Government needs to be at the heart of any change in funding distribution.

## Summary

The document presents several key arguments against the Carr-Hill Formula, particularly in the context of its application in Wales:

1. **Outdated Data:** The Practice Additional Needs Index (PANI) is based on data from 1998-2001, which is now 27 years old. This outdated data does not accurately reflect the current population and healthcare needs.
2. **Rurality Factor:** The formula financially rewards rural GP practices, which inadvertently penalizes urban practices where healthcare needs may be greater. This is particularly problematic in Wales, which is more sparsely populated than England.
3. **Lack of Review:** There has been no review of the Carr-Hill Formula in Wales since its implementation in 2004. The last review by NHS England in 2016.
4. **Funding Discrepancies:** The document outlines stark funding differences between GP practices, highlighting that practices with similar demographics can receive vastly different funding levels. This creates a cumulative funding gap that raises concerns about equity in healthcare delivery.
5. **Impact on Cardiff & Vale:** The formula creates an extraordinary funding deficit for GP Surgeries in Cardiff & Vale Health Board. This is the lowest funded Health Board in the UK by some considerable distance.
6. **Increased Workload:** The funding discrepancies have led to increased workloads for GP practices in underfunded areas, potentially increasing the likelihood of clinical mistakes and staff burnout.
7. **Normalisation at a National Level:** The process of normalisation at a national level has led to Welsh GP practices being significantly underfunded compared to their English counterparts for the past 20 years.

These arguments highlight the need for a review and potential overhaul of the Carr-Hill Formula to ensure equitable funding distribution that reflects the actual healthcare needs of the population.

## Appendix 1

This table is obtained from NHS Shared Services. It shows the Carr-Hill of all the GP Practices in Wales. The net effect is the difference in funding compared to a Carr-Hill of 1.0 GP Surgery. The effect is cumulative, so if one surgery is +£200,000 and another is -£200,000 then the total difference in funding between these two surgeries would be £400,000.

LHB	Practice	Weighted List	Raw Practice List	Carr-Hill	Name	Global Sum Total	Net Effect of Carr - Hill on GP Surgery (£)	Net Changes in GP Sessions /Week
CTM	W95086	28,516.3	25,523	1.12	Dowlais - Morlais Medical Practice	3,707,114.98	389,124.98	30
CTM	W95054	18,780.0	16,187	1.16	Treorchy - Forest View Medical Centre	2,441,404.47	337,094.47	26
ABHB	W95081	15,244.6	12,804	1.19	Rhymni - Victoria Surgery	1,981,802.94	317,282.94	24
HDDA	W00067	24,935.4	22,697	1.10	Pembroke Dock - Argyle Medical Group	3,241,603.80	290,993.80	22
HDDA	W92018	11,978.9	9,909	1.21	Newcastle Emlyn	1,557,261.39	269,091.39	21
ABHB	W93032	12,487.6	10,424	1.20	Beaufort - Glanrhyd Surgery	1,623,391.87	268,271.87	21
BCUHB	W94002	12,241.4	10,288	1.19	Ynys Mon -	1,591,380.17	253,940.17	20
POW	W96002	14,221.3	12,439	1.14	Ystradgynlais Group Practice	1,848,765.37	231,695.37	18
HDDA	W92003	10,215.0	8,460	1.21	Kidwelly Surgery	1,327,949.27	228,149.27	18
CTM	W95001	17,349.6	15,622	1.11	Aberdare - The Health Centre	2,255,445.33	224,585.33	17
SBHB	W98046	11,145.5	9,463	1.18	Glyneth - Vale of Neath	1,448,908.86	218,718.86	17
CTM	W95041	17,234.6	15,616	1.10	Porthcawl Medical Centre	2,240,500.69	210,420.69	16
SBHB	W98030	7,649.8	6,064	1.26	Seven Sister Dulais Valley	994,474.18	206,154.18	16
BCUHB	W91003	18,253.5	16,671	1.09	Rhyl - Clarence House	2,372,951.81	205,721.81	16
HDDA	W92036	12,318.3	10,801	1.14	Ammonford - Brynteg Surgery	1,601,375.56	197,245.56	15
HDDA	W92019	11,604.8	10,137	1.14	Llandysul - Llynfrfan Surgery	1,508,621.25	190,811.25	15
HDDA	W92044	11,698.5	10,281	1.14	Cardigan Health Centre	1,520,804.29	184,274.29	14
CTM	W95030	10,418.5	9,068	1.15	Ton pentre - The surgery	1,354,405.21	175,565.21	14
POW	W96016	10,617.6	9,278	1.14	Crickhowell	1,380,284.56	174,144.56	13
ABHB	W93623	10,995.1	9,657	1.14	Ebbw Vale Pen Y Cae	1,429,359.92	173,949.92	13
CTM	W95031	8,738.0	7,417	1.18	Pontycymmer - Cwm Garw Practice	1,135,939.12	171,729.12	13
ABHB	W93063	7,698.7	6,402	1.20	Tredegar Health Centre	1,000,829.11	168,569.11	13
HDDA	W92033	11,179.9	9,886	1.13	Saundersfoot	1,453,386.61	168,206.61	13
CTM	W95004	15,117.0	13,847	1.09	Porth - Pont Newydd	1,965,216.40	165,106.40	13
HDDA	W92031	8,578.2	7,337	1.17	Burry Port - Meddygfa Tywyn Bach	1,115,169.47	161,359.47	12
BCUHB	W91014	7,775.2	6,551	1.19	Kinmel Bay Medical Centre	1,010,774.51	159,144.51	12
CTM	W95029	11,954.2	10,750	1.11	Mountain Ash - Rhos House Surgery	1,554,044.23	156,544.23	12
SBHB	W98019	7,036.1	5,843	1.20	Port Talbot - Cwmafon Health Centre	914,696.02	155,106.02	12

<b>HDDA</b>	W92007	8,390.7	7,204	1.16	St Clears - Coach and Horses Surgery	1,090,785.29	154,265.29	12
<b>BCUHB</b>	W91009	20,635.5	19,480	1.06	Prestatyn Healthy	2,682,621.38	150,221.38	12
<b>BCUHB</b>	W94032	8,916.4	7,764	1.15	Penrhyndeudraeth Bronmeirion	1,159,135.52	149,815.52	12
<b>ABHB</b>	W95013	6,816.1	5,668	1.20	Rhymney - The lawn medical practice	886,098.85	149,258.85	11
<b>CTM</b>	W95295	7,943.5	6,810	1.17	Gilfach Goch - Cwm Gwyrdd Medical Centre	1,032,657.18	147,357.18	11
<b>ABHB</b>	W95068	12,286.9	11,155	1.10	Bargoed Bryntirion Surgery	1,597,296.04	147,146.04	11
<b>BCUHB</b>	W91038	17,319.8	16,191	1.07	Abergele - Gwrych Medical Centre	2,251,569.35	146,739.35	11
<b>CTM</b>	W95009	9,389.1	8,266	1.14	Maesteg - Llynfi Surgery	1,220,582.80	146,002.80	11
<b>HDDA</b>	W92064	9,090.8	7,968	1.14	Newport Surgery	1,181,799.21	145,959.21	11
<b>CTM</b>	W95051	8,666.1	7,585	1.14	Ferndale - The Maerdy Ferndale	1,126,593.54	140,543.54	11
<b>HDDA</b>	W00142	7,984.2	6,906	1.16	Gwaun Cae Gurwen (Amman Taw Partnership)	1,037,940.34	140,160.34	11
<b>HDDA</b>	W92035	8,643.2	7,603	1.14	Cross Hands	1,123,622.30	135,232.30	10
<b>HDDA</b>	W92055	6,653.4	5,630	1.18	Llandovery - Llanfair Surgery	864,944.57	133,044.57	10
<b>ABHB</b>	W93065	8,135.9	7,125	1.14	Tredegar Glan Yr Afon	1,057,666.61	131,416.61	10
<b>ABHB</b>	W95008	11,793.2	10,789	1.09	Trethomas - Ty Bryn Surgery	1,533,116.85	130,546.85	10
<b>CTM</b>	W95032	9,481.0	8,490	1.12	Treharris Primary Care Centre	1,232,532.65	128,832.65	10
<b>HDDA</b>	W92015	10,555.5	9,571	1.10	Fishguard Health Centre	1,372,220.47	127,990.47	10
<b>ABHB</b>	W93068	11,656.5	10,696	1.09	Brynmawr - Blaen Y Cwm	1,515,345.60	124,865.60	10
<b>SBHB</b>	W98031	12,397.4	11,440	1.08	Port Talbot - Mount Surgery	1,611,660.83	124,460.83	10
<b>SBHB</b>	W98040	6,977.3	6,022	1.16	Briton Ferry -	907,051.21	124,191.21	10
<b>CTM</b>	W95027	10,376.4	9,424	1.10	Rhondda - The Health Centre - Tonypany	1,348,937.38	123,817.38	10
<b>BCUHB</b>	W94007	6,389.1	5,439	1.17	Tywyn - The Health Centre	830,586.24	123,516.24	10
<b>ABHB</b>	W93619	5,897.5	4,950	1.19	Cwm Health Centre	766,669.51	123,169.51	9
<b>CTM</b>	W95064	7,716.9	6,826	1.13	Maesteg - Bron Y Garn Surgery	1,003,191.20	115,811.20	9
<b>CTM</b>	W95019	6,807.4	5,918	1.15	Tylorstown - The Surgery	884,961.91	115,621.91	9
<b>HDDA</b>	W92023	8,440.0	7,564	1.12	Whitland - Meddygfa Taf	1,097,199.31	113,879.31	9
<b>SBHB</b>	W98017	3,632.8	2,759	1.32	Glyncorwg- Afan Valley Group	472,264.03	113,594.03	9
<b>CTM</b>	W95012	7,707.4	6,834	1.13	Caerau - Woodlands Surgery	1,001,966.34	113,546.34	9
<b>BCUHB</b>	W94023	7,912.0	7,043	1.12	Benllech - Gerafon Surgery	1,028,554.51	112,964.51	9
<b>ABHB</b>	W95065	14,145.5	13,278	1.07	Ystrad Mynach - Oakfield Surgery	1,838,916.47	112,776.47	9
<b>BCUHB</b>	W91005	11,229.7	10,368	1.08	Holywell - Pendre Surgery	1,459,860.69	112,020.69	9
<b>CTM</b>	W95016	6,056.3	5,200	1.16	Cwmaman Surgery	787,312.58	111,312.58	9
<b>SBHB</b>	W00143	4,205.8	3,359	1.25	Cwmlynnfell - Amman Tawe Partnership	546,755.13	110,085.13	8
<b>CTM</b>	W95020	7,063.0	6,239	1.13	Hirwaun Medical Centre	918,196.43	107,126.43	8
<b>ABHB</b>	W93057	11,387.7	10,568	1.08	Abersychan Group Practice	1,480,404.84	106,564.84	8
<b>ABHB</b>	W93115	7,419.0	6,611	1.12	Blaina Medical Practice	964,475.09	105,045.09	8
<b>CTM</b>	W95044	9,331.1	8,524	1.09	Tonyrefail - Park Lane Surgery	1,213,042.47	104,922.47	8
<b>CTM</b>	W95633	10,718.2	9,927	1.08	Aberdare - Foundry Town Clinc	1,393,362.70	102,852.70	8

<b>BCUHB</b>	W94019	12,792.1	12,003	1.07	Craig Y Don Medical Practice	1,662,976.55	102,586.55	8
<b>SBHB</b>	W98035	9,743.9	8,969	1.09	Port Talbot - Riverside Surgery	1,266,703.68	100,733.68	8
<b>CTM</b>	W95023	9,384.7	8,621	1.09	Merthyr Tydfil - The Hollies Health	1,220,012.82	99,282.82	8
<b>BCUHB</b>	W91048	18,506.1	17,751	1.04	Colwyn Bay - West End Medical Centre	2,405,788.34	98,158.34	8
<b>HDDA</b>	W92052	15,124.6	14,373	1.05	Vauxhall - Ty Elli Group Practice	1,966,196.01	97,706.01	8
<b>POW</b>	W96012	11,920.7	11,173	1.07	Llanfyllin Medical Practice	1,549,691.35	97,201.35	7
<b>BCUHB</b>	W91029	8,933.4	8,200	1.09	Holywell - Bodowen Surgery	1,161,344.99	95,344.99	7
<b>SBHB</b>	W98001	13,946.0	13,223	1.05	Pontardawe Health Centre	1,812,979.29	93,989.29	7
<b>HDDA</b>	W92053	4,362.7	3,650	1.20	Tregaron Surgery	567,145.48	92,645.48	7
<b>CTM</b>	W95062	7,439.5	6,733	1.10	Tonypanyd - St Andrews Surgery	967,134.12	91,844.12	7
<b>POW</b>	W96001	8,540.4	7,839	1.09	Montgomery Medical Practice	1,110,256.59	91,186.59	7
<b>BCUHB</b>	W94021	8,183.8	7,506	1.09	Cricceth - Hwb Iechyd Eifionydd	1,063,896.99	88,116.99	7
<b>HDDA</b>	W92009	10,211.7	9,537	1.07	Llandeilo - Meddygfa Teilo	1,327,518.96	87,708.96	7
<b>BCUHB</b>	W94025	5,090.6	4,427	1.15	Botwnnog - Meddygfa Rhydbach	661,780.72	86,270.72	7
<b>HDDA</b>	W92058	3,255.4	2,592	1.26	Solva - The Surgery	423,199.71	86,239.71	7
<b>SBHB</b>	W98024	6,924.2	6,266	1.11	Swansea - Brunswick Health Centre	900,150.82	85,570.82	7
<b>HDDA</b>	W92005	5,891.8	5,234	1.13	The Surgery (New Quay)	765,931.77	85,511.77	7
<b>CTM</b>	W95087	4,988.1	4,337	1.15	Aberdare - Maendy Place Surgery	648,452.48	84,642.48	7
<b>HDDA</b>	W92046	5,216.7	4,568	1.14	Pontyberem - Coalbrook Surgery	678,167.51	84,327.51	6
<b>BCUHB</b>	W94008	4,886.2	4,254	1.15	Barmouth - Minfor Surgery	635,199.60	82,179.60	6
<b>SBHB</b>	W98036	8,599.9	7,969	1.08	Neath - Victoria Gardens Surgery	1,117,993.38	82,023.38	6
<b>CTM</b>	W95014	16,463.6	15,848	1.04	Eglwys Bach, Pontypridd	2,140,264.73	80,024.73	6
<b>HDDA</b>	W92039	12,643.8	12,037	1.05	Lampeter Medical Practice	1,643,695.00	78,885.00	6
<b>SBHB</b>	W98032	8,918.6	8,312	1.07	Port Talbot - Farfield Surgery	1,159,416.63	78,856.63	6
<b>ABHB</b>	W95043	5,649.0	5,043	1.12	Nelson Surgery	734,375.42	78,785.42	6
<b>BCUHB</b>	W91010	10,120.7	9,519	1.06	Llangollen - Canolfan Iechyd Llangollen	1,315,687.21	78,217.21	6
<b>CTM</b>	W95042	7,212.1	6,617	1.09	Nelson Surgery	937,578.96	77,368.96	6
<b>SBHB</b>	W98002	11,089.0	10,496	1.06	Neath Dyfed Road	1,441,570.63	77,090.63	6
<b>HDDA</b>	W92022	7,739.2	7,164	1.08	Aberaeron - Tanyfron Primary Care	1,006,100.94	74,780.94	6
<b>ABHB</b>	W93004	9,290.3	8,718	1.07	Bergavenny - Tudor Gate	1,207,741.41	74,401.41	6
<b>ABHB</b>	W93058	11,947.2	11,387	1.05	Pontypool - The Mount Surgery	1,553,136.21	72,826.21	6
<b>ABHB</b>	W93007	5,681.4	5,123	1.11	Abertillery Cwm Canon Surgery	738,588.32	72,598.32	6
<b>BCUHB</b>	W94006	5,439.5	4,883	1.11	Bordorgan - Parc Glas	707,132.46	72,342.46	6
<b>HDDA</b>	W92040	10,109.9	9,556	1.06	Ammonford - The Surgery	1,314,280.84	72,000.84	6
<b>BCUHB</b>	W94009	5,105.5	4,559	1.12	Beumaris - The Health Centre	663,720.72	71,050.72	5
<b>POW</b>	W96017	9,222.2	8,678	1.06	Hay On Wye Health Centre	1,198,887.60	70,747.60	5
<b>SBHB</b>	W98016	9,411.7	8,868	1.06	Swansea - St Thomas Surgery	1,223,522.44	70,682.44	5
<b>ABHB</b>	W93048	19,858.8	19,316	1.03	Bellevue Surgery	2,581,646.30	70,566.30	5
<b>CTM</b>	W95072	13,015.7	12,479	1.04	Georgetown - Pontcae Medical Practice	1,692,038.40	69,768.40	5
<b>CTM</b>	W95057	4,864.5	4,329	1.12	Rhydyfelin- Taff Vale Practice	632,381.20	69,611.20	5
<b>BCUHB</b>	W91033	9,722.2	9,201	1.06	Denibigh Beech House	1,263,886.70	67,756.70	5

<b>SBHB</b>	W98020	4,472.7	3,956	1.13	Swansea - St Nicholl Medical Centre	581,444.56	67,164.56	5
<b>C&amp;V</b>	W97061	11,586.5	11,073	1.05	Grange Medical Practice	1,506,238.62	66,748.62	5
<b>POW</b>	W96013	11,213.0	10,704	1.05	Llandrindod Wells Medical Practice	1,457,686.05	66,166.05	5
<b>SBHB</b>	W98045	6,948.6	6,440	1.08	Gower - Medical Practice	903,321.80	66,121.80	5
<b>HDDA</b>	W92013	4,851.3	4,343	1.12	Pontyates - Medygfa'r Sarn	630,665.79	66,075.79	5
<b>HDDA</b>	W00133	8,257.9	7,760	1.06	Thomas Street - Ashgrove Medical Centre	1,073,532.74	64,732.74	5
<b>POW</b>	W96010	11,830.1	11,341	1.04	Welshpool Medical Practice	1,537,910.18	63,580.18	5
<b>SBHB</b>	W98006	10,650.8	10,163	1.05	Neath - Castle Surgery	1,384,601.80	63,411.80	5
<b>POW</b>	W96011	7,194.5	6,709	1.07	Machynlleth - Dyfi Valley Health	935,287.07	63,117.07	5
<b>POW</b>	W96005	9,548.3	9,069	1.05	Llanidloes - Arwystli Medical Practice	1,241,282.24	62,312.24	5
<b>BCUHB</b>	W94001	9,916.7	9,442	1.05	Llandudno - Mostyn House Medical Practice	1,289,166.99	61,706.99	5
<b>POW</b>	W96006	3,821.1	3,348	1.14	Rhyader Group Practice	496,744.57	61,504.57	5
<b>HDDA</b>	W92016	15,315.1	14,844	1.03	Carmarthen - Furnace House	1,990,965.79	61,245.79	5
<b>BCUHB</b>	W94609	7,498.9	7,038	1.07	Penygroes Corwen House	974,861.27	59,921.27	5
<b>BCUHB</b>	W94037	6,073.8	5,615	1.08	Nefn Ty Doctor	789,592.71	59,642.71	5
<b>CTM</b>	W95037	11,351.3	10,898	1.04	Bryncethin - Tyncoed Surgery	1,475,673.26	58,933.26	5
<b>ABHB</b>	W93075	6,683.0	6,234	1.07	St Julians Medical Centre	868,791.30	58,371.30	4
<b>BCUHB</b>	W94015	8,637.2	8,192	1.05	Llanfairpwllgwyngyll - The Health Centre	1,122,837.66	57,877.66	4
<b>BCUHB</b>	W94018	6,687.1	6,244	1.07	Penrhyn Bay - The Medical Centre	869,324.88	57,604.88	4
<b>BCUHB</b>	W91028	9,416.7	8,974	1.05	Prestatyn - Park House Surgery	1,224,174.15	57,554.15	4
<b>BCUHB</b>	W91615	2,540.1	2,105	1.21	Rhyl - Lakeside Medical Centre	330,207.38	56,557.38	4
<b>HDDA</b>	W92059	2,866.8	2,434	1.18	Haverford West - Solva Surgery	372,685.77	56,265.77	4
<b>CTM</b>	W95067	4,635.6	4,210	1.10	Brigend Group Practice	602,629.70	55,329.70	4
<b>ABHB</b>	W95050	8,548.4	8,139	1.05	Gelligaer Surgery	1,111,288.02	53,218.02	4
<b>CTM</b>	W95034	10,722.6	10,317	1.04	North Cornelly - The surgery	1,393,935.30	52,725.30	4
<b>BCUHB</b>	W91024	9,861.7	9,458	1.04	Chirk - The Surgery	1,282,023.82	52,483.82	4
<b>CTM</b>	W95645	3,544.7	3,148	1.13	Nantymoel - The surgery	460,807.91	51,567.91	4
<b>BCUHB</b>	W94003	7,843.6	7,457	1.05	Llanfairfechan - Plas Menai Surgery	1,019,662.10	50,252.10	4
<b>SBHB</b>	W98012	20,313.0	19,928	1.02	Gowerton Medical Centre	2,640,688.86	50,048.86	4
<b>ABHB</b>	W93614	4,747.4	4,371	1.09	Fleur De Lys The Health Centre	617,160.24	48,930.24	4
<b>HDDA</b>	W92063	4,602.6	4,231	1.09	Nantgaredig - Meddygfa Tywi	598,337.20	48,307.20	4
<b>SBHB</b>	W98627	2,643.3	2,273	1.16	Cwmavon Health Centre	343,631.25	48,141.25	4
<b>ABHB</b>	W93009	5,052.4	4,688	1.08	Aberbeeg - Aberbeeg Medical Centre	656,815.82	47,375.82	4
<b>ABHB</b>	W93064	13,441.1	13,091	1.03	Risca Surgery	1,747,347.86	45,517.86	4
<b>HDDA</b>	W92051	9,218.6	8,874	1.04	Penygroes, Meddygfa Penygroes	1,198,413.52	44,793.52	3
<b>ABHB</b>	W93056	7,335.8	6,992	1.05	Pontypool - Churchwood Surgery	953,657.10	44,697.10	3
<b>ABHB</b>	W93054	15,864.5	15,522	1.02	Newport St Davids Clinic	2,062,382.66	44,522.66	3
<b>SBHB</b>	W98022	25,448.5	25,117	1.01	Clydach Cwmtaw Medical Group	3,308,298.70	43,088.70	3

<b>POW</b>	W96007	7,932.3	7,603	1.04	Builth Wells Medical Practice	1,031,193.85	42,803.85	3
<b>HDDA</b>	W92038	9,144.7	8,847	1.03	Northfield Road - Meddygfa Rhiannon	1,188,812.56	38,702.56	3
<b>BCUHB</b>	W94004	5,046.3	4,751	1.06	Blaenau Ffestiniog - Health Services	656,023.05	38,393.05	3
<b>SBHB</b>	W98041	6,703.4	6,432	1.04	Port Talbot- King's Surgery	871,445.67	35,285.67	3
<b>POW</b>	W96009	6,191.0	5,929	1.04	Llanfair Cereinion Medical Practice	804,835.23	34,065.23	3
<b>ABHB</b>	W93055	7,313.0	7,066	1.03	Pontypool - Trosnant Lodge	950,696.15	32,116.15	2
<b>POW</b>	W96438	3,854.4	3,617	1.07	Presteigne Medical Practice	501,076.54	30,866.54	2
<b>ABHB</b>	W93033	10,739.1	10,503	1.02	Abergavenny - Old Station	1,396,080.95	30,690.95	2
<b>BCUHB</b>	W94043	2,504.5	2,276	1.10	Gwalchmai - The Surgery	325,581.34	29,701.34	2
<b>HDDA</b>	W92021	8,130.1	7,902	1.03	Llanelli - Fairfield Surgery	1,056,913.61	29,653.61	2
<b>CTM</b>	W95038	4,278.9	4,051	1.06	Mountain Ash - The Penrhiwceiber	556,256.33	29,626.33	2
<b>HDDA</b>	W92006	2,917.8	2,699	1.08	Borth Medical Practice	379,309.48	28,439.48	2
<b>SBHB</b>	W98003	8,057.4	7,853	1.03	Swansea - Cwmmfelin Medical Centre	1,047,456.53	26,566.53	2
<b>SBHB</b>	W00141	4,912.7	4,714	1.04	Port Talbot - Rosedale Medical Practice	638,656.68	25,836.68	2
<b>BCUHB</b>	W94038	11,202.7	11,007	1.02	Holyhead - Meddygfa Victoria	1,456,357.09	25,447.09	2
<b>BCUHB</b>	W94036	4,998.8	4,807	1.04	Doigellau - Caerffynnon	649,848.72	24,938.72	2
<b>BCUHB</b>	W91047	4,243.5	4,054	1.05	Corwen - The Health Centre	551,660.06	24,640.06	2
<b>BCUHB</b>	W91017	10,949.5	10,764	1.02	Mold - Pendre Surgery	1,423,431.78	24,111.78	2
<b>BCUHB</b>	W91023	4,992.0	4,809	1.04	St Asaph - Peny-Y-Bont Surgery	648,959.30	23,789.30	2
<b>ABHB</b>	W95078	3,217.3	3,039	1.06	Bargoed - South Street Surgery	418,254.72	23,184.72	2
<b>BCUHB</b>	W91043	8,526.5	8,352	1.02	Ruabon - The Medical Centre (Ruabon)	1,108,440.93	22,680.93	2
<b>POW</b>	W96004	5,005.3	4,837	1.03	Knighton - Wylcwm Street Surgery	650,686.71	21,876.71	2
<b>HDDA</b>	W00134	11,365.0	11,205	1.01	Llwynhendy Health Centre	1,477,454.82	20,804.82	2
<b>POW</b>	W96003	15,679.8	15,523	1.01	Brecon - Ty Henry Vaughan	2,038,368.17	20,378.17	2
<b>ABHB</b>	W93067	9,563.9	9,412	1.02	Crumlin - North Celynyn Practice	1,243,303.10	19,743.10	2
<b>BCUHB</b>	W00065	2,490.0	2,341	1.06	Cerrigydrudion - Uwchaled Medical Practice	323,693.81	19,363.81	1
<b>ABHB</b>	W93001	7,907.8	7,760	1.02	Abercarn - St Lukes Surgery	1,028,013.90	19,213.90	1
<b>C&amp;V</b>	W97616	4,085.5	3,950	1.03	Grangetown Health Centre	531,114.50	17,614.50	1
<b>HDDA</b>	W92056	3,513.8	3,389	1.04	Aberystwyth - Llanilar Health Centre	456,790.76	16,220.76	1
<b>BCUHB</b>	W91622	7,662.8	7,544	1.02	Rhyl - Kings House Surgery	996,162.36	15,442.36	1
<b>BCUHB</b>	W94005	2,826.9	2,713	1.04	Pentre Du - Pentre Du	367,500.94	14,810.94	1
<b>BCUHB</b>	W91604	2,067.6	1,955	1.06	Hanmer - The Surgery	268,791.31	14,641.31	1
<b>HDDA</b>	W92042	15,249.9	15,139	1.01	Haverfordwest - Winch Lane Surgery	1,982,487.17	14,417.17	1
<b>SBHB</b>	W98033	7,796.1	7,693	1.01	Norton - The Mumbles Medical Practice	1,013,495.71	13,405.71	1
<b>CTM</b>	W95058	16,154.7	16,052	1.01	Rhyhyfelin - Taff Vale Practice	2,100,116.60	13,356.60	1
<b>BCUHB</b>	W94026	9,399.5	9,305	1.01	Holyhead - Cambria Surgery	1,221,939.27	12,289.27	1

SBHB	W00144	5,550.6	5,461	1.02	Briton Ferry - Waterside Medical Practice	721,583.05	11,653.05	1
BCUHB	W91055	6,454.1	6,367	1.01	Flint - The Laurels Surgery	839,027.01	11,317.01	1
BCUHB	W91046	4,286.9	4,203	1.02	Flint - Eytton Place Surgery	557,301.41	10,911.41	1
C&V	W97045	10,752.5	10,669	1.01	Llantwit Major	1,397,821.02	10,851.02	1
BCUHB	W94011	7,346.6	7,266	1.01	Pwllheli - Treflan	955,063.03	10,483.03	1
CTM	W95005	3,603.4	3,525	1.02	Merthyr Tydfil - Keir Hardie Health P	468,436.32	10,186.32	1
HDDA	W92037	9,706.8	9,629	1.01	Llanelli Avenue Villa Surgery	1,261,885.19	10,115.19	1
BCUHB	W91007	12,039.8	11,966	1.01	Old Colwyn - Cadwgan Surgery	1,565,180.20	9,600.20	1
ABHB	W93012	8,179.2	8,116	1.01	Pontlanfraith	1,063,298.24	8,218.24	1
BCUHB	W94622	2,218.8	2,170	1.02	Llandudno - West Shore Surgery	288,439.66	6,339.66	0
BCUHB	W91636	3,307.0	3,265	1.01	Holywell - Panton Surgery	429,905.93	5,455.93	0
SBHB	W98028	7,616.2	7,585	1.00	Forestfach Medical Centre	990,099.99	4,049.99	0
BCUHB	W91039	5,634.8	5,607	1.00	Shotton - Deeside Medical Centre	732,523.40	3,613.40	0
ABHB	W95046	12,730.9	12,705	1.00	Tonyfelin Medical Centre	1,655,015.77	3,365.77	0
BCUHB	W91019	8,198.8	8,173	1.00	Rhosllanerchrugog - The Surgery (Gardden Road)	1,065,839.61	3,349.61	0
ABHB	W93116	4,323.0	4,298	1.01	Duffryn - St Bride Medical Centre	561,995.97	3,255.97	0
BCUHB	W91037	2,420.4	2,412	1.00	Holywell - Pennant Surgery	314,648.73	1,088.73	0
BCUHB	W91044	2,270.4	2,273	1.00	Mold - Leeswood Surgery	295,150.53	-339.47	-0
BCUHB	W94633	1,384.8	1,390	1.00	Gaerwen - Meddygfa Star Surgery	180,020.18	-679.82	-0
SBHB	W98785	2,473.5	2,481	1.00	Neath - Alfred Street Surgery	321,558.66	-971.34	-0
C&V	W97062	4,421.4	4,430	1.00	Sully Surgery	574,787.92	-1,112.08	-0
BCUHB	W91624	1,737.8	1,749	0.99	Denbigh - Bertlan Surgery	225,917.80	-1,452.20	-0
SBHB	W98007	6,254.6	6,266	1.00	Fforestfach Medical Centre	813,098.49	-1,481.51	-0
ABHB	W93026	4,780.6	4,792	1.00	Cwmbran - New Chapel Street Surgery	621,475.75	-1,484.25	-0
ABHB	W93126	4,905.6	4,917	1.00	Abergavenny- Hereford Road Surgery	637,723.82	-1,486.18	-0
HDDA	W92027	7,265.1	7,277	1.00	Tenby The Surgery	944,466.67	-1,543.33	-0
ABHB	W93019	5,160.5	5,175	1.00	St Briavels - Wye Valley Practice	670,858.98	-1,891.02	-0
ABHB	W00005	8,861.7	8,881	1.00	Abertridwr - Meddygfa Tridwr	1,152,020.87	-2,509.13	-0
ABHB	W93014	5,735.2	5,755	1.00	Cefn Forest - Sunnybank Health Centre	745,571.02	-2,578.98	-0
SBHB	W98023	8,189.7	8,210	1.00	Uplands - Grove Medical Centre	1,064,666.42	-2,633.58	-0
HDDA	W92616	3,980.0	4,001	0.99	Carmarthen - Morfa Lane Surgery	517,402.98	-2,727.02	-0
SBHB	W98043	4,935.0	4,969	0.99	Ebbw Vale - Glyn Ebwy Surgery	641,548.96	-4,421.04	-0
BCUHB	W91057	3,577.8	3,612	0.99	Denbigh - Middle Lane Surgery	465,115.40	-4,444.60	-0
CTM	W95647	2,814.2	2,849	0.99	Merthyr Tydfil - Keir Hardie Health	365,840.43	-4,529.57	-0
BCUHB	W94024	5,523.0	5,569	0.99	Llanrwst - Gwydir Surgery	717,991.81	-5,978.19	-0
HDDA	W92440	5,806.4	5,862	0.99	Neyland Health Centre	754,833.88	-7,226.12	-1
HDDA	W92050	6,712.5	6,769	0.99	Carmarthen - St Peter's Surgery	872,623.86	-7,346.14	-1
ABHB	W93037	6,491.6	6,553	0.99	Usk Surgery	843,913.76	-7,976.24	-1

SBHB	W98612	1,830.9	1,894	0.97	Portmead - Cheriton Medical Centre	238,010.84	-8,209.16	-1
HDDA	W92048	4,226.0	4,290	0.99	Llangennech - Surgery (Llanelli)	549,373.88	-8,326.12	-1
BCUHB	W91027	5,180.6	5,246	0.99	Denbigh - Bronyffynnon Surgery	673,479.31	-8,500.69	-1
BCUHB	W91610	1,977.1	2,048	0.97	Caergwrte Medical Practice	257,018.11	-9,221.89	-1
ABHB	W93015	6,445.3	6,519	0.99	Blaenavon	837,884.84	-9,585.16	-1
C&V	W97016	3,542.9	3,620	0.98	Riverside - The Taff Riverside Practice	460,573.96	-10,026.04	-1
SBHB	W98055	3,684.8	3,764	0.98	Mumbles - Kings Road Surgery	479,018.97	-10,301.03	-1
ABHB	W93024	8,073.4	8,155	0.99	Cwmbran - Oak Street Surgery	1,049,537.08	-10,612.92	-1
BCUHB	W91036	8,449.1	8,531	0.99	Shotton Lane Surgery	1,098,377.23	-10,652.77	-1
ABHB	W93036	14,113.1	14,198	0.99	Monmouth Chippenham Surgery	1,834,706.80	-11,033.20	-1
BCUHB	W91614	2,127.5	2,220	0.96	Cefn Mawr - Crane Medical Centre	276,570.17	-12,029.83	-1
BCUHB	W91016	5,636.9	5,733	0.98	Coedpoeth - Bryn Darland Surgery	732,793.34	-12,496.66	-1
ABHB	W93643	1,835.1	1,940	0.95	Tintern - Wydean Practice	238,560.55	-13,639.45	-1
ABHB	W95073	3,051.8	3,166	0.96	Llanbradach - The Village	396,736.71	-14,843.29	-1
BCUHB	W91053	6,842.0	6,957	0.98	Rhyl - Madryn House Surgery	889,455.51	-14,954.49	-1
HDDA	W92002	12,945.6	13,062	0.99	St Thomas Green - St Thomas Surgery	1,682,926.71	-15,133.29	-1
C&V	W00100	782.6	903	0.87	Roath - C&V Health Inclusion Service	101,731.53	-15,658.47	-1
CTM	W95063	8,552.5	8,675	0.99	Kenfig Hill - Heathbridge House	1,111,826.61	-15,923.39	-1
SBHB	W98034	11,232.3	11,356	0.99	Gorseinon - Ty'r Felin Surgery	1,460,192.62	-16,087.38	-1
CTM	W95025	12,015.5	12,142	0.99	Pontyclun- Old School Surgery	1,562,014.26	-16,445.74	-1
BCUHB	W94017	5,675.4	5,806	0.98	Llanberis - The Surgery	737,802.24	-16,977.76	-1
SBHB	W98056	6,219.0	6,359	0.98	Swansea - Harbourside Medical Centre	808,470.76	-18,199.24	-1
BCUHB	W94029	7,053.5	7,197	0.98	Llangefni - Coed Y Glyn Surgery	916,961.34	-18,648.66	-1
C&V	W97005	3,565.9	3,710	0.96	Canton - Llandaff Fields	463,572.49	-18,727.51	-1
BCUHB	W94020	2,277.4	2,433	0.94	Llandudno Junction - Lunfa	296,058.94	-20,231.06	-2
BCUHB	W91034	2,632.9	2,790	0.94	Ruthin - The Clinic	342,270.54	-20,429.46	-2
BCUHB	W91056	2,118.1	2,278	0.93	Denbigh Middle Lane Surgery	275,354.00	-20,786.00	-2
C&V	W97023	8,834.0	9,011	0.98	Ely - Woodlands Medical Centre	1,148,422.83	-23,007.17	-2
SBHB	W98004	9,107.2	9,291	0.98	Brynhyfryd Surgery	1,183,934.58	-23,895.42	-2
BCUHB	W91030	6,435.7	6,637	0.97	Wrexham - The Surgery	836,636.61	-26,173.39	-2
SBHB	W98039	4,433.6	4,643	0.95	Swansea Greenhill Medical Centre	576,372.88	-27,217.12	-2
BCUHB	W91026	6,748.4	6,968	0.97	Overton On Dee - De Valley Medical Practice	877,288.51	-28,551.49	-2
SBHB	W98608	6,383.6	6,604	0.97	Abertawe Medical Partnership	829,864.66	-28,655.34	-2
BCUHB	W91059	5,953.5	6,175	0.96	Rhosllanerchugog - The Health Centre (Bech Avenue)	773,953.25	-28,796.75	-2
ABHB	W93011	13,948.7	14,171	0.98	Pontllanfraith - Avicenna Medical Centre	1,813,333.47	-28,896.53	-2
ABHB	W93028	10,095.0	10,322	0.98	Pontnewydd - Clark Avenue	1,312,353.96	-29,506.04	-2

SBHB	W98027	11,448.8	11,679	0.98	Swansea - Kingsway Surgery	1,488,337.97	-29,932.03	-2
SBHB	W98044	6,773.8	7,026	0.96	Morrison - Strawberry Place Surgery	880,598.14	-32,781.86	-3
BCUHB	W91032	5,551.5	5,809	0.96	Flint - Allt Goch Medical Centre	721,698.98	-33,471.02	-3
BCUHB	W94039	5,602.0	5,863	0.96	Wauanfawr - Liverpool House	728,260.02	-33,929.98	-3
SBHB	W98008	7,541.5	7,804	0.97	Gorseinon - Princess Street Surgery	980,397.58	-34,122.42	-3
BCUHB	W00007	7,954.6	8,220	0.97	Coedpoeth - Caritas Health Partnership	1,034,094.45	-34,505.55	-3
BCUHB	W94031	6,708.0	6,974	0.96	Conwy - Bodreinalt	872,043.32	-34,576.68	-3
C&V	W97002	6,034.6	6,306	0.96	Roathwell Surgery	784,493.57	-35,286.43	-3
C&V	W97038	7,695.1	7,978	0.96	Cowbridge & Vale	1,000,360.87	-36,779.13	-3
BCUHB	W91040	8,365.0	8,650	0.97	Connah's Quay - The Quay Surgery	1,087,455.09	-37,044.91	-3
ABHB	W93047	8,252.4	8,538	0.97	Newport Ringland Health Centre	1,072,805.62	-37,134.38	-3
C&V	W97007	7,410.2	7,696	0.96	Splofft Cloughmore Surgery	963,326.64	-37,153.36	-3
ABHB	W93072	4,659.1	4,945	0.94	Monmouth Dixon Road	605,680.34	-37,169.66	-3
C&V	W97063	2,940.3	3,227	0.91	Grangetown Corporation	382,232.58	-37,277.42	-3
ABHB	W93640	5,541.8	5,829	0.95	Lliswerry Medical Centre	720,435.68	-37,334.32	-3
CTM	W95018	11,280.3	11,568	0.98	Pencoed - The Medical Centre	1,466,444.00	-37,396.00	-3
BCUHB	W91042	3,816.3	4,106	0.93	Hightown - Beechley Medical Centre	496,115.09	-37,664.91	-3
SBHB	W98013	9,510.6	9,805	0.97	Pontardulais - Talybont Surgery	1,236,373.87	-38,276.13	-3
ABHB	W93125	5,202.0	5,502	0.95	Underwood	676,263.92	-38,996.08	-3
SBHB	W98015	5,635.7	5,940	0.95	Swansea - Mountain View	732,639.75	-39,560.25	-3
POW	W96015	13,061.4	13,372	0.98	Newton Medical Practice	1,697,985.25	-40,374.75	-3
ABHB	W93031	6,377.3	6,712	0.95	Griffithstown - Panteg Health	829,054.84	-43,505.16	-3
C&V	W97052	11,965.4	12,306	0.97	Cowbridge - Western Vale	1,555,495.57	-44,284.43	-3
C&V	W97017	7,671.4	8,029	0.96	Ely - Westway	997,282.01	-46,487.99	-4
SBHB	W98048	4,818.0	5,186	0.93	Tabernacle Surgery	626,339.31	-47,840.69	-4
HDDA	W92008	8,689.5	9,066	0.96	Milford Haven - Barlow House Surgery	1,129,629.36	-48,950.64	-4
BCUHB	W94027	6,194.8	6,579	0.94	Felinheli Surgery	805,328.65	-49,941.35	-4
BCUHB	W91051	8,053.7	8,439	0.95	Queensferry Medical Practice	1,046,975.73	-50,094.27	-4
ABHB	W93045	7,296.4	7,685	0.95	Malpas Westfield Medical	948,526.31	-50,523.69	-4
BCUHB	W91060	5,252.4	5,657	0.93	Connah's Quay - St Mark's	682,816.14	-52,593.86	-4
ABHB	W93043	5,823.4	6,235	0.93	Newport Richmond Clinic	757,045.37	-53,504.63	-4
C&V	W97047	9,350.1	9,763	0.96	Fairwater	1,215,507.39	-53,682.61	-4
BCUHB	W91004	13,108.6	13,525	0.97	Wrexham - Strathmore Medical Practice	1,704,115.84	-54,134.16	-4
BCUHB	W94030	12,873.3	13,300	0.97	Caernarfon- Hafan Iechyd	1,673,528.32	-55,471.68	-4
HDDA	W92041	7,767.3	8,196	0.95	Penygroes, Llanelli	1,009,744.96	-55,735.04	-4
SBHB	W98010	8,647.6	9,077	0.95	Skewen Medical Centre	1,124,189.15	-55,820.85	-4
C&V	W97064	7,213.0	7,661	0.94	Barry Highlight Park	937,684.19	-58,245.81	-4
ABHB	W95059	10,148.6	10,605	0.96	Caerphilly - Court House Medical Centre	1,319,315.53	-59,334.47	-5
SBHB	W98057	8,080.2	8,540	0.95	Swansea Sa1 Medical Centre	1,050,430.45	-59,769.55	-5

HDDA	W92025	7,768.5	8,235	0.94	Llanbadarn Fawr - Ystwyth Primary Care	1,009,906.66	-60,643.34	-5
C&V	W97058	6,979.7	7,449	0.94	Barry - Court Road Surgery	907,356.04	-61,013.96	-5
BCUHB	W91629	3,782.3	4,256	0.89	Wrexham Caia Park Surgery	491,704.40	-61,575.60	-5
ABHB	W93039	5,128.8	5,613	0.91	Newport St Paul's Clinic	666,739.43	-62,950.57	-5
CTM	W95017	8,078.7	8,571	0.94	Pencoed - New Surgery	1,050,232.08	-63,997.92	-5
ABHB	W95049	9,390.5	9,904	0.95	Caerphilly Nantgarw Road	1,220,763.34	-66,756.66	-5
BCUHB	W94016	6,381.4	6,904	0.92	Conwy - Llys Meddyg	829,584.41	-67,935.59	-5
BCUHB	W94035	4,043.7	4,579	0.88	Bala Surgery	525,683.27	-69,586.73	-5
C&V	W97060	7,096.2	7,634	0.93	Roath - Clifton Surgery	922,499.51	-69,920.49	-5
C&V	W97011	15,696.2	16,259	0.97	Penarth Healthcare	2,040,506.58	-73,163.42	-6
C&V	W97299	4,634.7	5,198	0.89	Grangetown - Clare Road	602,506.00	-73,234.00	-6
BCUHB	W91002	10,082.1	10,646	0.95	Ruthin - Plas Meddyg Surgery	1,310,678.88	-73,301.12	-6
BCUHB	W91013	9,127.0	9,693	0.94	Hope Farm Medical Centre	1,186,515.09	-73,574.91	-6
BCUHB	W91022	12,468.1	13,083	0.95	Wrexham - Plas Y Bryn Medical Centre	1,620,851.25	-79,938.75	-6
C&V	W97028	7,680.5	8,304	0.92	Whitchurch Bishops Road	998,463.10	-81,056.90	-6
ABHB	W93027	14,647.3	15,275	0.96	Cwmbran Village Surgery	1,904,142.56	-81,607.44	-6
C&V	W97044	9,062.4	9,691	0.94	Grangetown Cardiff Bay	1,178,113.85	-81,716.15	-6
BCUHB	W91006	7,040.2	7,675	0.92	Summerhill Pen Y Maes Health Centre	915,224.48	-82,525.52	-6
C&V	W97040	11,725.1	12,374	0.95	Ely Bridge	1,524,262.48	-84,357.52	-6
CTM	W95060	6,396.2	7,060	0.91	Taffs Well	831,508.87	-86,291.13	-7
C&V	W97027	15,121.4	15,800	0.96	Rumney Medical Centre	1,965,776.60	-88,223.40	-7
C&V	W97291	7,943.1	8,632	0.92	Butetown	1,032,602.29	-89,557.71	-7
SBHB	W98049	9,249.0	9,954	0.93	Uplands Surgery	1,202,366.65	-91,653.35	-7
ABHB	W93040	5,689.1	6,429	0.88	Newport Park Surgery	739,587.12	-96,182.88	-7
ABHB	W93020	8,253.5	8,996	0.92	Chepstow Vauxhall Surgery	1,072,950.76	-96,529.24	-7
CTM	W95036	11,501.2	12,244	0.94	Talbot Green - Newport Surgery	1,495,156.14	-96,563.86	-7
ABHB	W93018	8,635.1	9,378	0.92	Caerleon - Isca Medical Centre	1,122,557.53	-96,582.47	-7
ABHB	W93051	9,949.0	10,699	0.93	Malpas Brook Health Centre	1,293,372.88	-97,497.12	-7
BCUHB	W94028	6,430.1	7,182	0.90	Bethesda	835,916.63	-97,743.37	-8
C&V	W97003	8,677.0	9,433	0.92	Penarth - Redlands	1,128,010.22	-98,279.78	-8
BCUHB	W91025	11,783.5	12,543	0.94	Llay - The Health Centre	1,531,861.08	-98,728.92	-8
ABHB	W93022	8,366.3	9,147	0.91	Chepstow Town Gate	1,087,618.81	-101,491.19	-8
C&V	W97046	11,141.4	11,928	0.93	Barry - Vale Group Practice	1,448,387.08	-102,252.92	-8
C&V	W97069	4,336.4	5,123	0.85	St Mellons - Willowbrook	563,730.24	-102,259.76	-8
C&V	W97286	5,611.7	6,441	0.87	Llandaff North	729,517.53	-107,812.47	-8
C&V	W97055	10,165.5	11,061	0.92	Dinas Powys Medical Centre	1,321,512.22	-116,417.78	-9
ABHB	W93046	6,278.4	7,183	0.87	Bryngwyn Surgery - Newport	816,187.14	-117,602.86	-9
BCUHB	W91015	9,214.3	10,148	0.91	Hawarden Health Centre	1,197,861.14	-121,378.86	-9
C&V	W97611	6,925.7	7,880	0.88	Barry - The Practice of Health	900,341.39	-124,058.61	-10
C&V	W97067	4,376.8	5,333	0.82	Kings Road, Canton	568,982.31	-124,307.69	-10
SBHB	W98005	9,439.8	10,409	0.91	Llansamlet	1,227,178.32	-125,991.68	-10

C&V	W97032	11,606.2	12,614	0.92	Barry - The Waterfront	1,508,810.45	-131,009.55	-10
ABHB	W93029	8,798.9	9,853	0.89	Nant Dowlaid Health Centre - Cwmbran	1,143,860.15	-137,029.85	-11
C&V	W97619	6,212.3	7,279	0.85	Llandaff	807,595.53	-138,674.47	-11
C&V	W97018	3,797.2	4,918	0.77	The Surgery - St Davids Court	493,630.68	-145,709.32	-11
ABHB	W93021	7,414.2	8,540	0.87	Chepstow Mount Pleasant Practice	963,847.77	-146,352.23	-11
ABHB	W93059	8,017.0	9,150	0.88	Risca - Wellspring Medical Centre	1,042,213.44	-147,286.56	-11
ABHB	W93053	13,075.6	14,224	0.92	Newport Beech Wood	1,699,826.81	-149,293.19	-11
BCUHB	W91018	9,409.2	10,566	0.89	Buckely - Roseneath Medical Practice	1,223,192.83	-150,387.17	-12
C&V	W97294	9,303.1	10,483	0.89	Whitchurch Medical Centre	1,209,403.20	-153,386.80	-12
C&V	W97013	8,489.4	9,670	0.88	Llanishen	1,103,622.61	-153,477.39	-12
C&V	W97001	13,174.6	14,444	0.91	Barry - West Quay Medical Centre	1,712,700.23	-165,019.77	-13
BCUHB	W94034	8,720.4	9,996	0.87	Bangor - Bron Derw Medical Centre	1,133,648.51	-165,831.49	-13
C&V	W97296	6,753.4	8,049	0.84	Canna Surgery	877,941.96	-168,428.04	-13
BCUHB	W91058	14,423.7	15,723	0.92	Wrexham Hillcrest Medical Centre	1,875,086.19	-168,903.81	-13
C&V	W97031	6,291.9	7,624	0.83	Lansdowne - Canton	817,948.69	-173,171.31	-13
ABHB	W93044	8,654.3	9,997	0.87	The Rugby Surgery Newport - Newport	1,125,061.99	-174,548.01	-13
C&V	W97068	10,622.5	11,997	0.89	Ely Grenmount Surgery	1,380,925.39	-178,684.61	-14
CTM	W95024	14,442.0	15,851	0.91	Pontypridd - The Ashgrove Surgery	1,877,456.54	-183,173.46	-14
HDDA	W92014	8,230.0	9,665	0.85	Aberystwyth - Church Surgery	1,069,899.88	-186,550.12	-14
C&V	W97053	5,983.8	7,453	0.80	St Isan Road	777,896.58	-190,993.42	-15
BCUHB	W00076	15,211.8	16,860	0.90	Buckley - Bradleys	1,977,530.88	-214,269.12	-16
SBHB	W98021	20,619.9	22,274	0.93	Killay Surgery	2,680,583.08	-215,036.92	-17
ABHB	W93049	12,543.6	14,210	0.88	St Julians Medical Centre	1,630,665.32	-216,634.68	-17
C&V	W97048	14,156.9	15,864	0.89	Pengam Green	1,840,390.53	-221,929.47	-17
C&V	W97014	4,705.6	6,418	0.73	Albany Road	611,733.11	-222,606.89	-17
CTM	W95011	15,413.1	17,137	0.90	Church Village	2,003,706.78	-224,103.22	-17
C&V	W97033	7,975.1	9,743	0.82	Penylan	1,036,767.44	-229,822.56	-18
BCUHB	W91021	13,469.7	15,298	0.88	Broughton - Marches Medical Practice	1,751,065.72	-237,674.28	-18
C&V	W97025	5,416.6	7,255	0.75	Whitchurch Road	704,158.40	-238,991.60	-18
C&V	W97010	8,788.4	10,631	0.83	Cyncoed	1,142,485.93	-239,544.07	-18
CTM	W95035	16,984.7	18,828	0.90	Brigend - Riversadale House	2,208,012.22	-239,627.78	-18
C&V	W97024	8,218.8	10,111	0.81	Radyr	1,068,441.89	-245,988.11	-19
C&V	W97056	4,323.1	6,276	0.69	Roath - The City Practice	561,997.25	-253,882.75	-20
ABHB	W93061	11,204.0	13,169	0.85	Rogerstone	1,456,513.89	-255,456.11	-20
CTM	W95070	19,438.2	21,413	0.91	Brigend Group Practice	2,526,961.48	-256,728.52	-20
C&V	W97020	7,922.3	10,034	0.79	North Road	1,029,904.88	-274,515.12	-21
C&V	W97006	16,313.2	18,503	0.88	Brynderwen Surgery - St Mellons	2,120,718.83	-284,671.17	-22
C&V	W97008	16,618.3	18,830	0.88	Llan Health care	2,160,377.23	-287,522.77	-22
BCUHB	W94010	9,005.4	11,237	0.80	Bodnant Surgery	1,170,702.55	-290,107.45	-22
ABHB	W93023	17,845.6	20,083	0.89	Caldicot - Grayhill Surgery	2,319,930.90	-290,859.10	-22

<b>C&amp;V</b>	W97041	6,507.4	8,785	0.74	Crwys Road	845,956.82	<b>-296,093.18</b>	-23
<b>C&amp;V</b>	W97021	8,609.8	10,914	0.79	Birchgrove	1,119,274.97	<b>-299,545.03</b>	-23
<b>C&amp;V</b>	W97015	12,710.8	15,096	0.84	North Cardiff Medical Centre	1,652,406.33	<b>-310,073.67</b>	-24
<b>C&amp;V</b>	W97009	4,577.9	7,023	0.65	Cathays	595,130.15	<b>-317,859.85</b>	-24
<b>CTM</b>	W95010	15,582.4	18,122	0.86	Oak Tree Surgery - Brackla	2,025,715.75	<b>-330,144.25</b>	-25
<b>HDDA</b>	W92024	8,223.9	11,384	0.72	Aberystwyth - Padarn	1,069,102.92	<b>-410,817.08</b>	-32
<b>SBHB</b>	W98053	4,779.6	7,950	0.60	Singleton Park Health Centre	621,353.06	<b>-412,146.94</b>	-32
<b>C&amp;V</b>	W97065	8,281.3	11,526	0.72	Pontprennau	1,076,572.08	<b>-421,807.92</b>	-32
<b>C&amp;V</b>	W97034	10,930.2	14,390	0.76	Roath House	1,420,925.96	<b>-449,774.04</b>	-35